



## CESEP ASBL

### EUROPE 2020 & HOUSING CONDITIONS

for  
ANED – Academic Network of European Disability experts

**Stefanos GRAMMENOS**  
CENTRE FOR EUROPEAN SOCIAL AND ECONOMIC POLICY

CESEP ASBL  
Rue de la Pacification, 65  
B-1000 BRUXELLES  
E-Mail : [cesep@skynet.be](mailto:cesep@skynet.be)  
Website: [www.cesep.eu](http://www.cesep.eu)

1

### ANED – Academic Network of European Disability experts 2012-2014

#### Task 6 COMPARATIVE DATA & INDICATORS

- To provide comparative data against a selection of quantitative indicators
- To publish the selected indicators on the ANED website

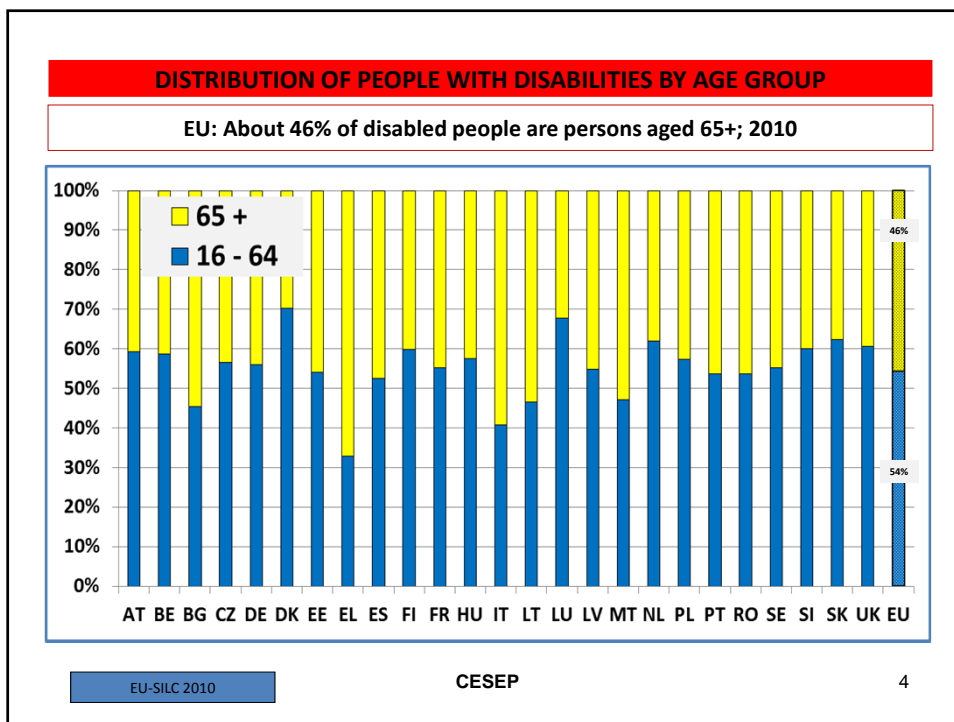
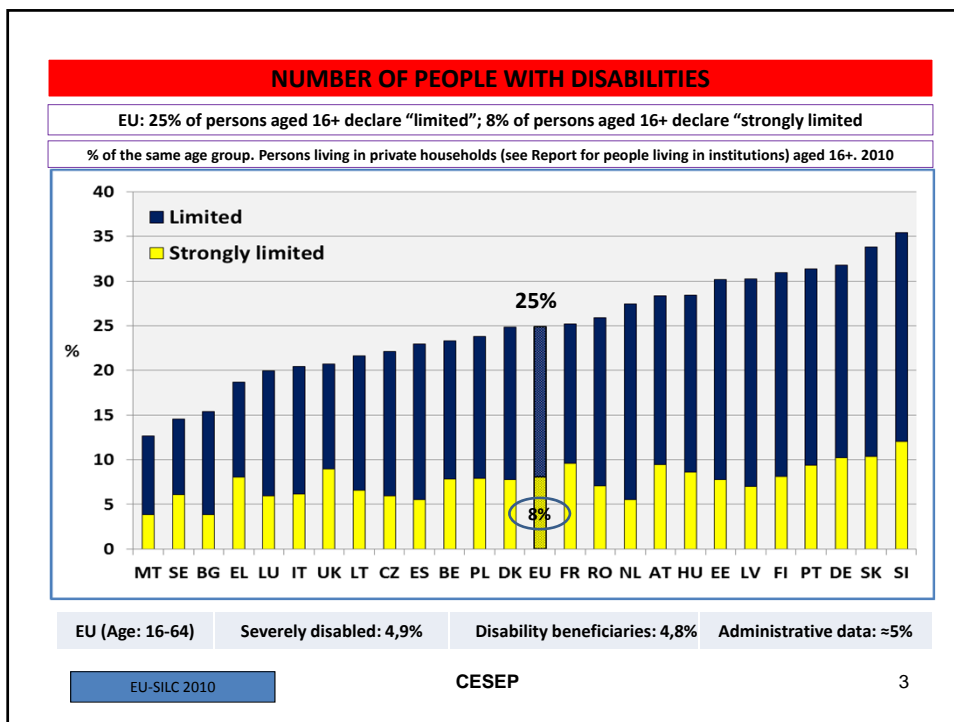
ANED – Academic Network of European Disability experts  
European Commission DG Justice

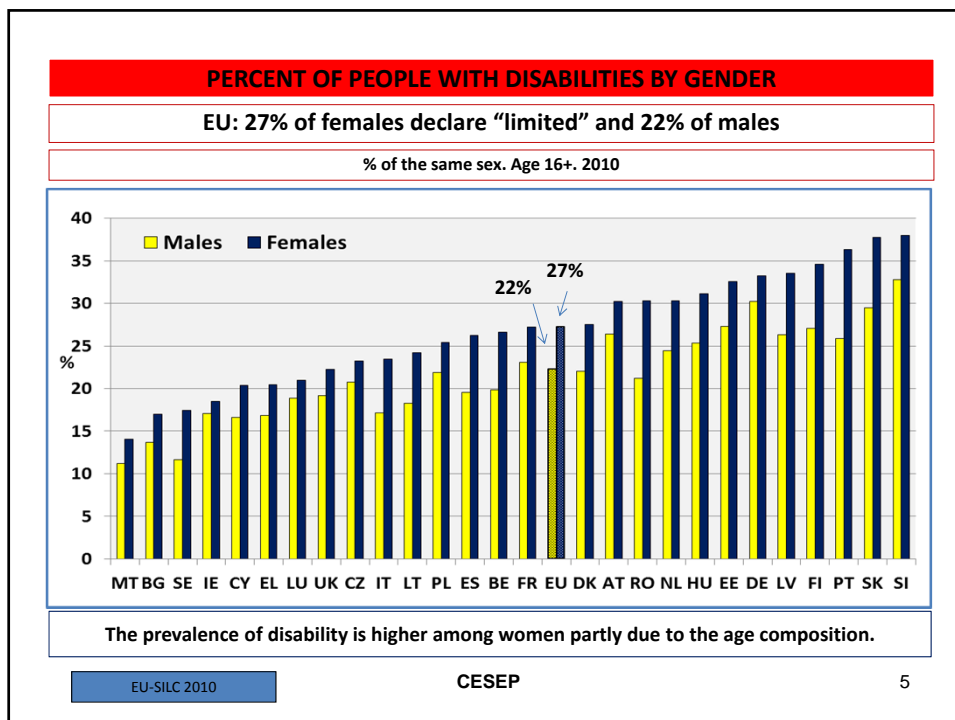
The network is managed by  
Human European Consultancy & University of Leeds

CONTRACT: JUST/2011/PROG/PR/01/D3-30-CE-0450002/00-88

CESEP

2





### EUROPE 2020

Europe 2020 is the EU's growth strategy for the coming decade.

**PRIORITIES:**  
Develop a smart, sustainable and inclusive economy.

**DELIVER:**

- High levels of employment,
- Productivity and
- Social cohesion.

**MONITORING ACHIEVEMENTS**  
through statistics is integral part of the Europe 2020 strategy.

**HEADLINE INDICATORS**  
measure the progress made by the EU and the Member States towards achieving the headline targets of the strategy.

**Headline targets have been agreed for the whole EU.  
This set of EU-level targets is translated into national targets.**

CESEP 6

EUROPE 2020

EMPLOYMENT

A headline target has been agreed for the whole EU.  
Each Member State has adopted its own national target.

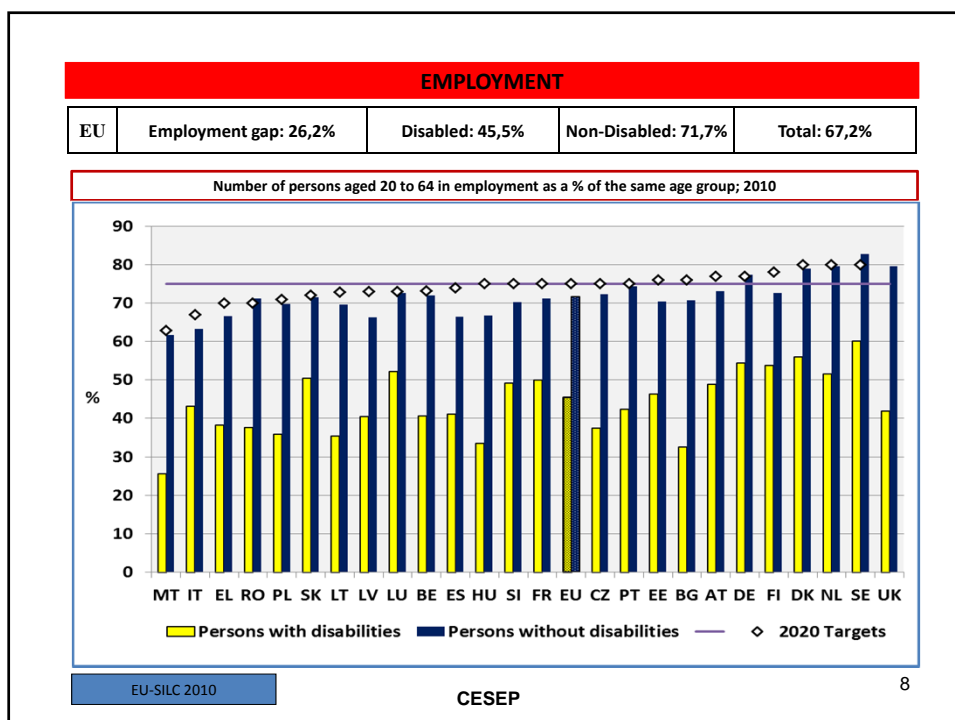
**TARGET (Headline)**

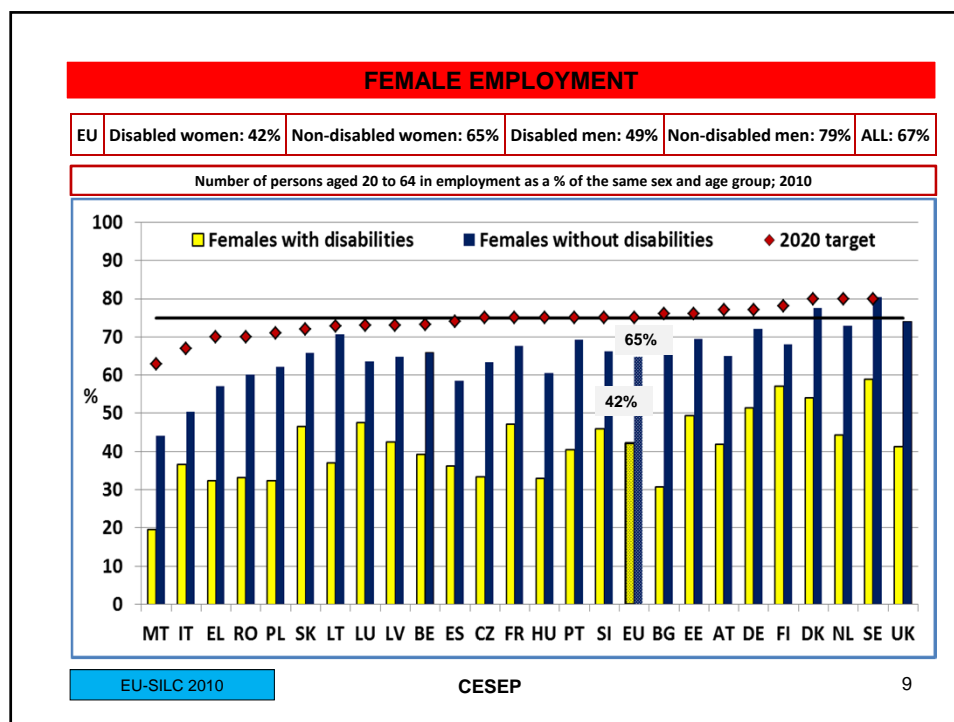
- 75 % of the population aged 20-64 should be employed

**INDICATOR**

- Employment rate by gender, age group 20-64

CESEP 7





### EUROPE 2020

#### EDUCATION

A headline target has been agreed for the whole EU.  
Each Member State has adopted its own national target.

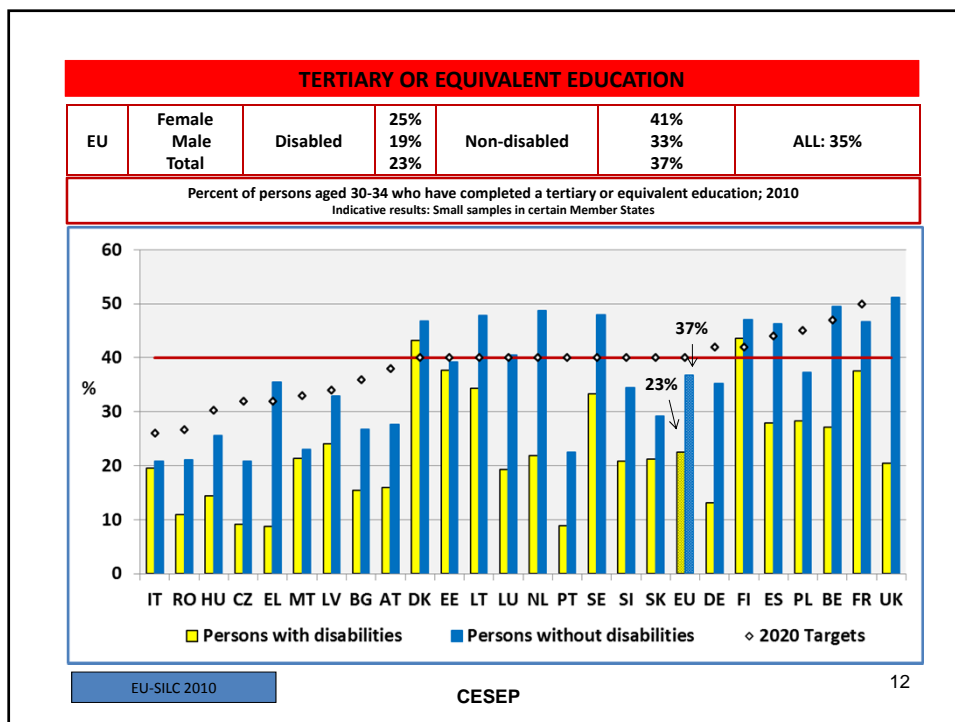
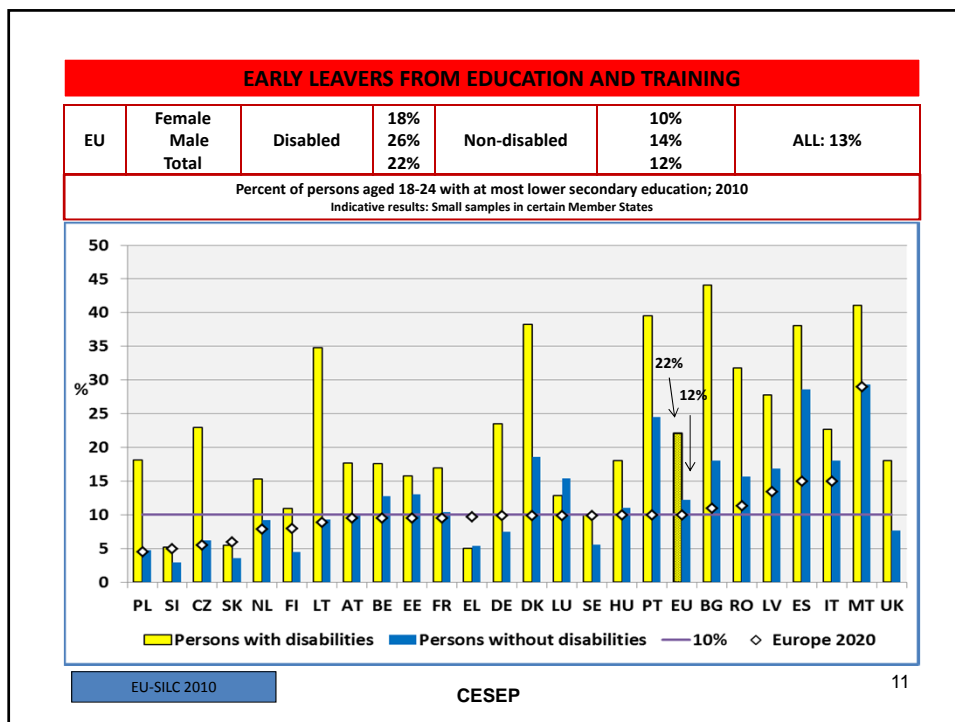
**TARGET (Headline)**

- The share of early school leavers should be under 10% and
- at least 40% of 30-34 years old should have completed a tertiary or equivalent education

**INDICATOR**

- Early leavers from education and training by gender
- Tertiary educational attainment by gender, age group 30-34

CESEP
10



EUROPE 2020

POVERTY & SOCIAL EXCLUSION

A headline target has been agreed for the whole EU.  
Each Member State has adopted its own national target.

**TARGET (Headline)**  
Lift at least 20 million people out of the risk of poverty or exclusion

**INDICATOR**

- People at-risk-of-poverty or social exclusion (union of the three sub-indicators below)
- 1. People living in households with very low work intensity
- 2. People at-risk-of-poverty after social transfers
- 3. Severely materially deprived people

CESEP 13

POVERTY & SE: 1. VERY LOW WORK INTENSITY

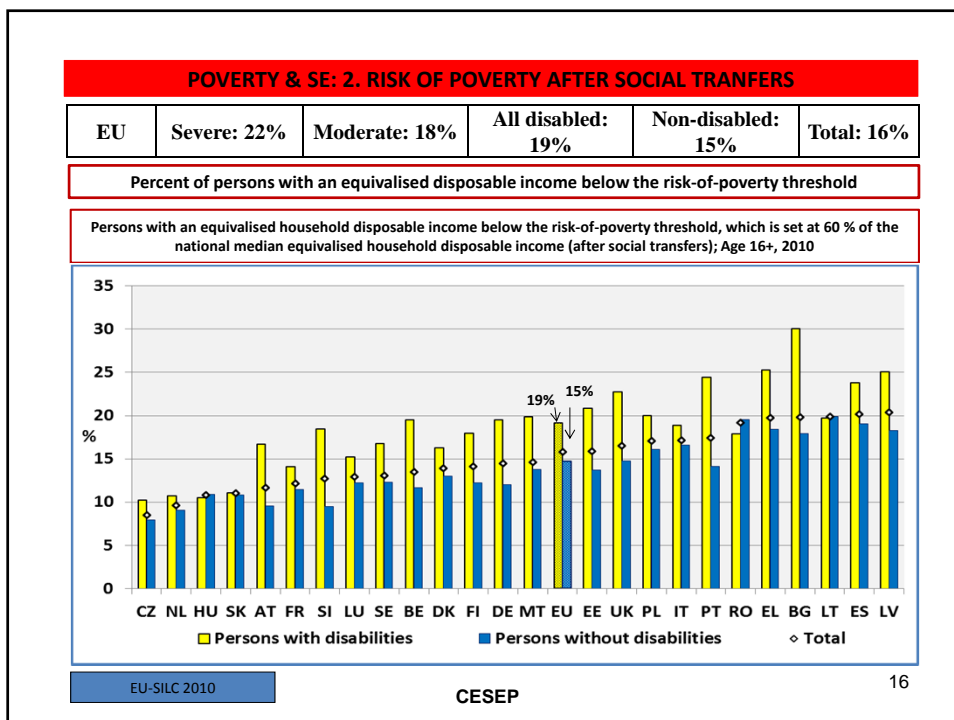
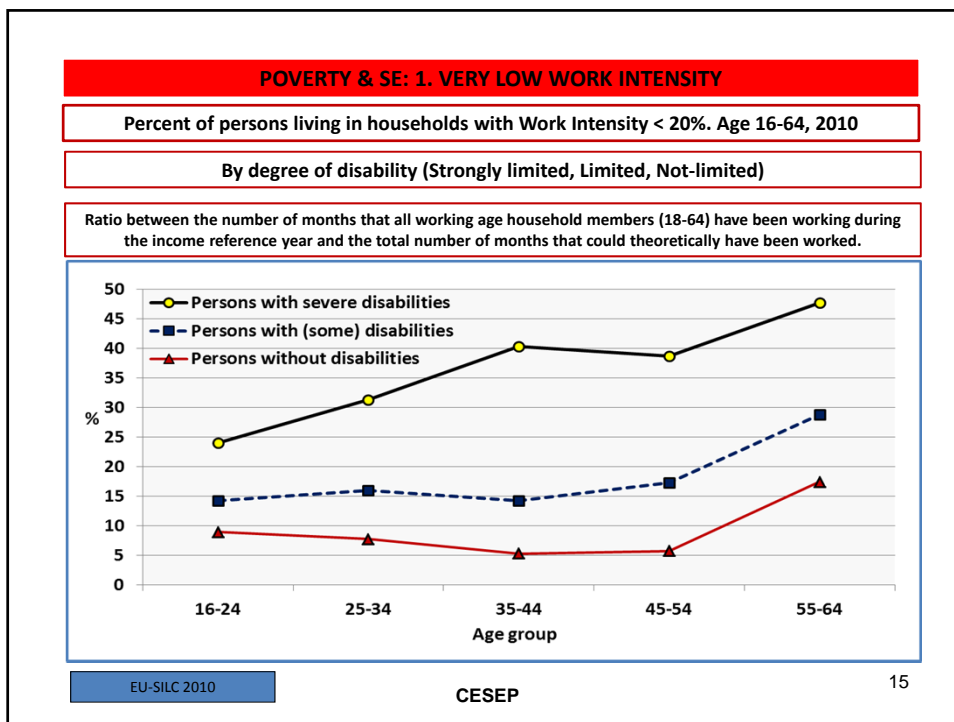
EU	Severe: 40%	Moderate: 19%	All disabled: 25%	Non-disabled: 8%	Total: 10%
----	-------------	---------------	-------------------	------------------	------------

Percent of persons living in households with Work Intensity < 20%. Age 16-59, 2010

Ratio between the number of months that all working age household members (18-64) have been working during the income reference year and the total number of months that could theoretically have been worked.

Country	Persons with disabilities (%)	Persons without disabilities (%)	Total (%)
LU	18	5	10
SE	22	5	10
CZ	21	5	10
BG	22	6	10
RO	20	6	10
SK	16	6	10
SI	17	6	10
AT	18	6	10
MT	28	7	10
PL	23	7	10
EL	26	8	10
PT	20	7	10
EE	23	7	10
NL	24	7	10
FR	21	8	10
LT	30	8	10
EU	25	8	10
ES	23	8	10
FI	22	8	10
IT	23	8	10
DE	25	8	10
DK	25	8	10
HU	28	8	10
UK	35	9	10
LV	25	9	10
BE	34	9	10

EU-SILC 2010
CESEP
14





**POVERTY & SE: 3. SEVERELY MATERIALLY DEPRIVED PEOPLE**

Europe 2020: component of indicator "population at risk of poverty or social exclusion"

Enforced lack of at least four out of nine material deprivation items.

The nine items considered are:

1. Arrears on mortgage or rent payments, utility bills, ... or other loan payments;
2. Capacity to afford paying for one week's annual holiday away from home;
3. Capacity to afford a meal with meat, chicken, fish ... every second day;
4. Capacity to face unexpected financial expenses;
5. Household cannot afford a telephone (including mobile phone);
6. Household cannot afford a colour TV;
7. Household cannot afford a washing machine;
8. Household cannot afford a car and
9. Ability of the household to pay for keeping its home adequately warm.

Specificity of the indicator: Similar across Member States (unlike Financial poverty: 60% of national median)

Commission

CESEP

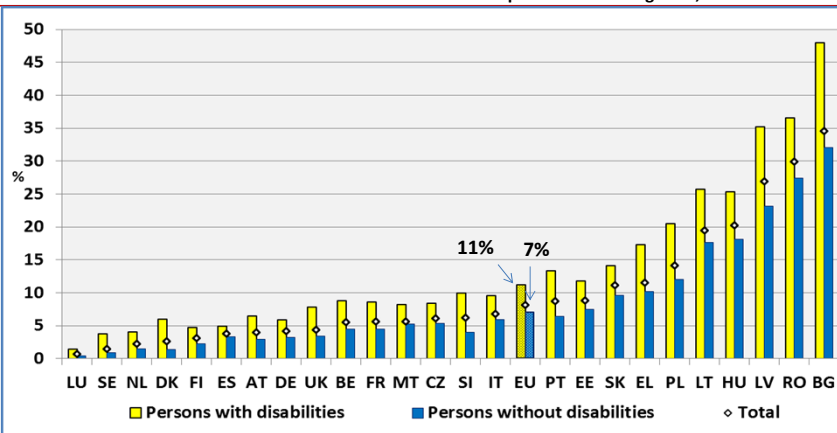
17

**POVERTY & SE: 3. SEVERELY MATERIALLY DEPRIVED PEOPLE**

EU	Severe: 14%	Moderate: 10%	All disabled: 11%	Non-disabled: 7%	Total: 8%
----	-------------	---------------	-------------------	------------------	-----------

Percent of persons in severely materially deprived households

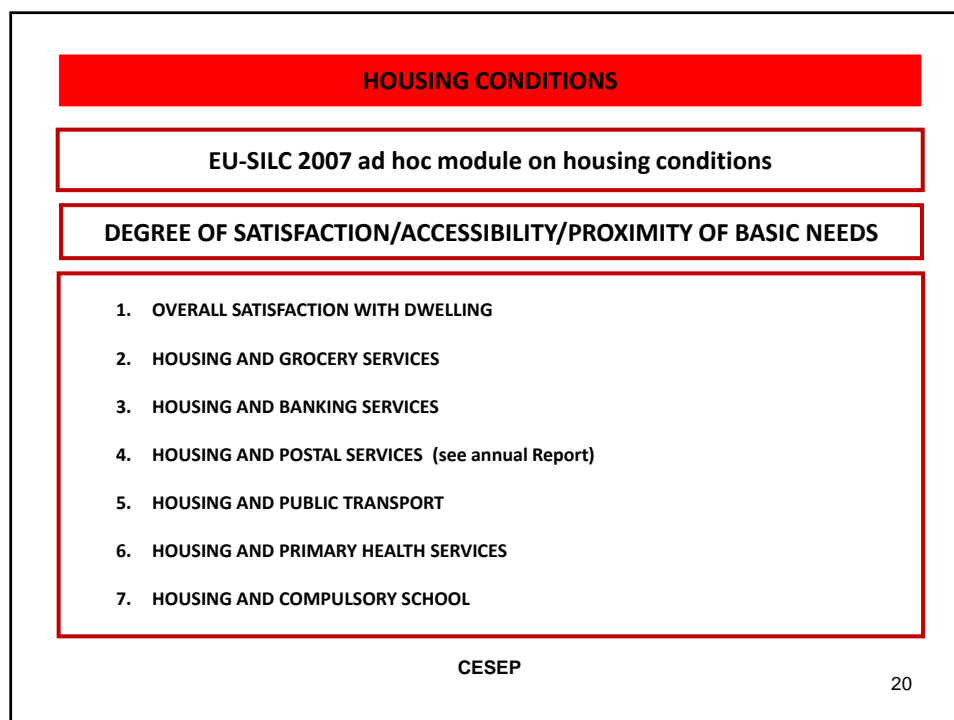
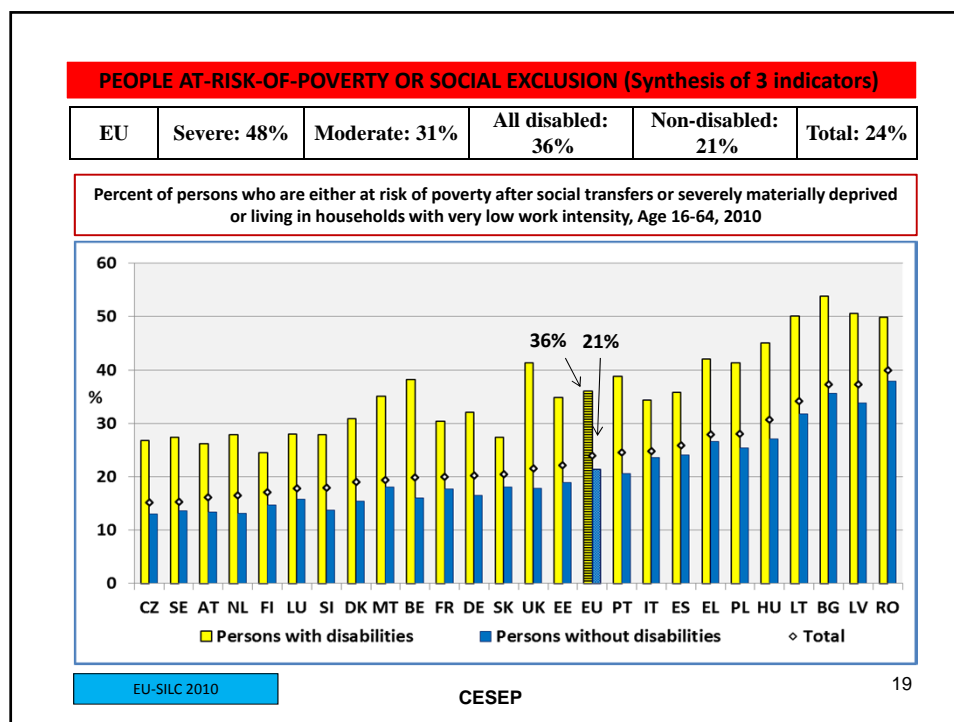
Enforced lack of at least four out of nine material deprivation items. Age 16+, 2010



EU-SILC 2010

CESEP

18



## HOUSING CONDITIONS

### Methodological issues

The indicator refers to the household

There is one respondent in each household answering or filling the questionnaire. This person has to express its views for the household as a whole/unit. In order to minimise problems, we take into account only opinions expressed by the direct respondents to the interview.

If one member of the household has a disability and can hardly access a service (which he needs as an individual) ... in this case the access to the service ought to be considered difficult for the household. However, we cannot exclude that a disabled person reports no difficulties if a non-disabled person member of the household fulfils the required task.

The survey, although it takes into account the needs of persons with disabilities, it does not make explicit reference to obstacles and architectural barriers. It focusses mainly on distance, diversity, opening hours, etc. The term "accessibility" has a wide sense here.

The survey does not take into account the type of disability/limitation

Housing conditions and access to basic services refers to the facility/difficulty to obtain these services regardless as to whether they are delivered by internet, phone or 'ordinary shopping'. Distance between home and basic services, opening hours, diversity of services offered, etc. are considered. Disability is only one factor among the above noted ones.

Commission Regulation & Eurostat

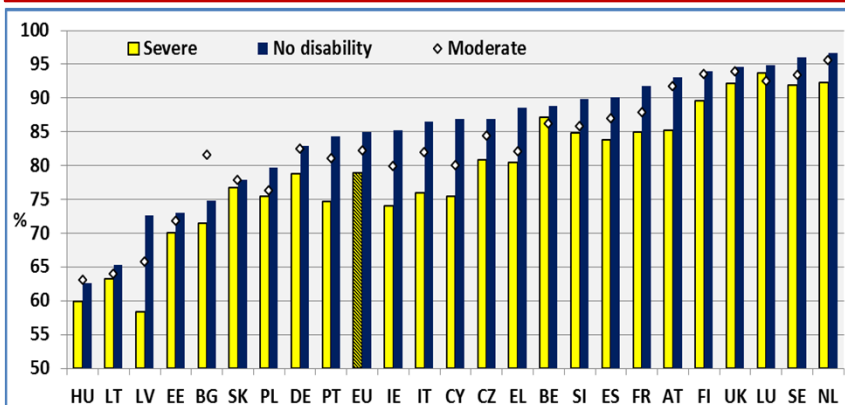
CESEP

21

## OVERALL SATISFACTION WITH DWELLING

EU	Severe: 79%	Moderate: 82%	All disabled: 81%	Non-disabled: 85%	Total: 84%
----	-------------	---------------	----------------------	----------------------	------------

Persons aged 16+ declaring satisfied (satisfied + very satisfied); % of the same age group

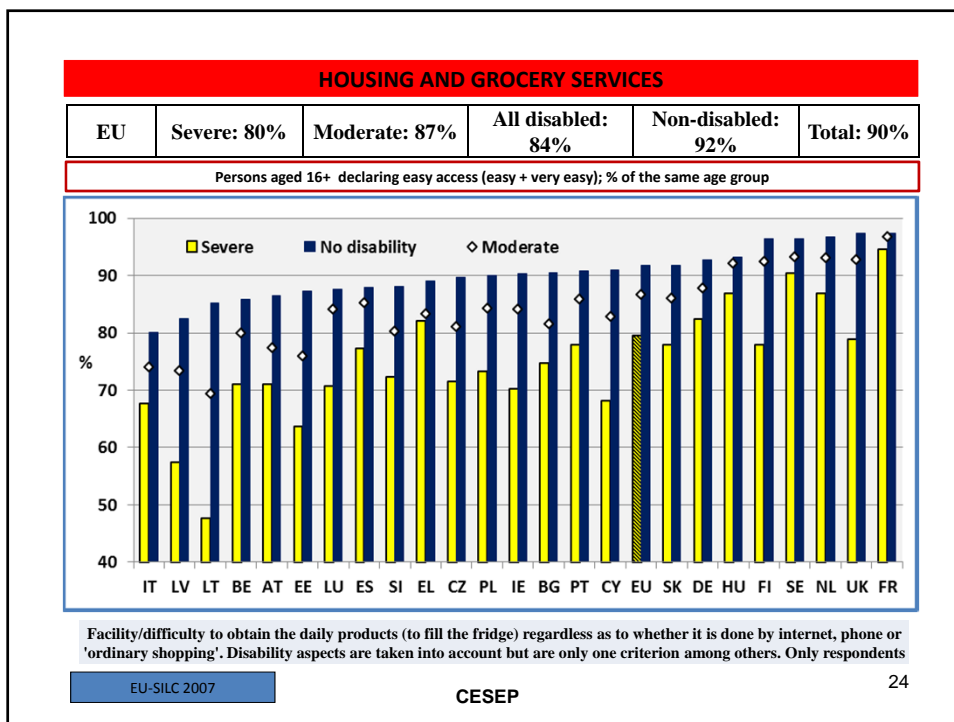
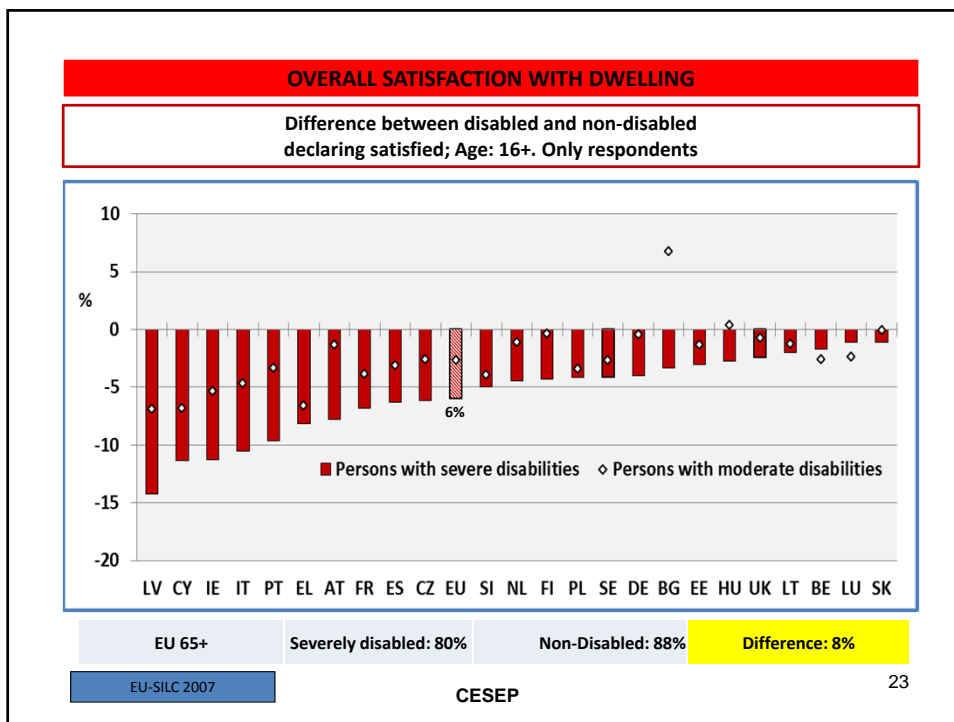


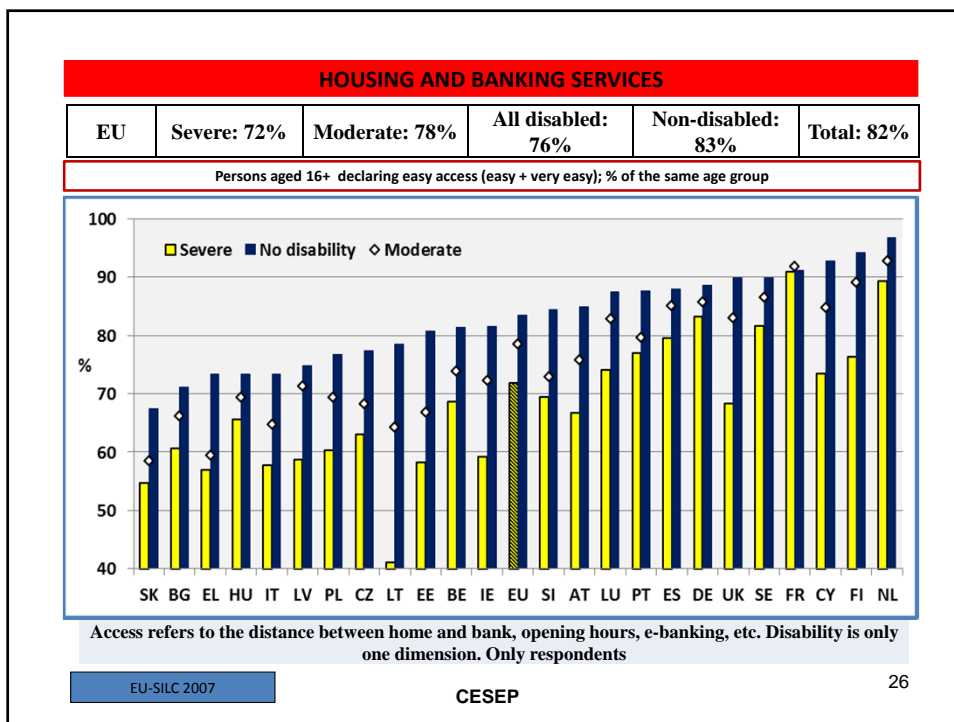
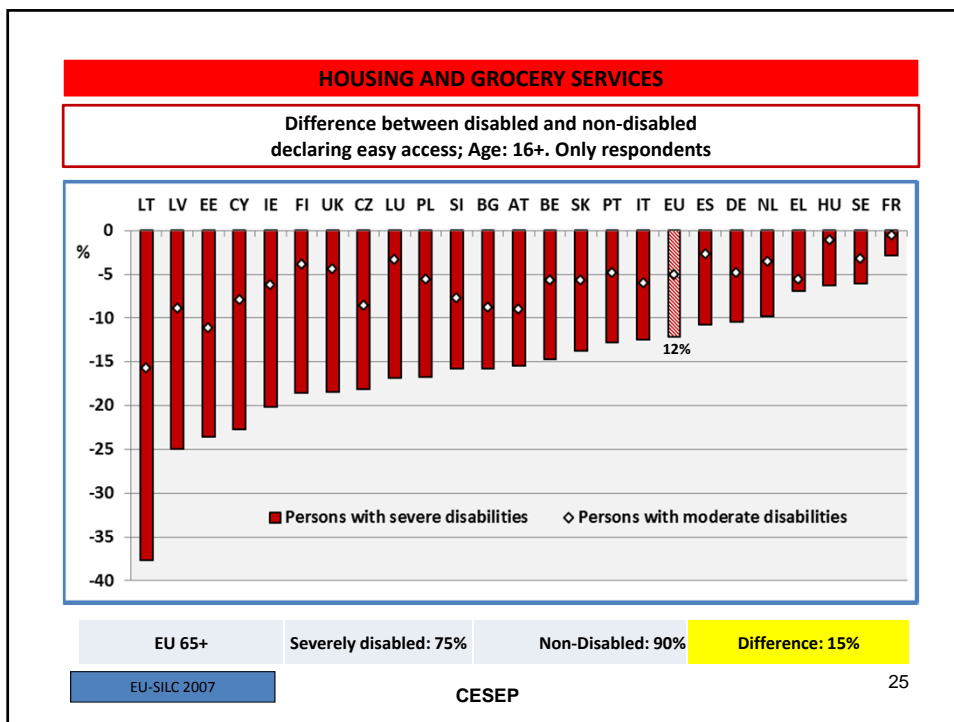
Satisfaction in terms of meeting the household needs/opinion on the price, space, neighbourhood, distance to work, quality and other aspects. Disability is only one dimension. Only respondents

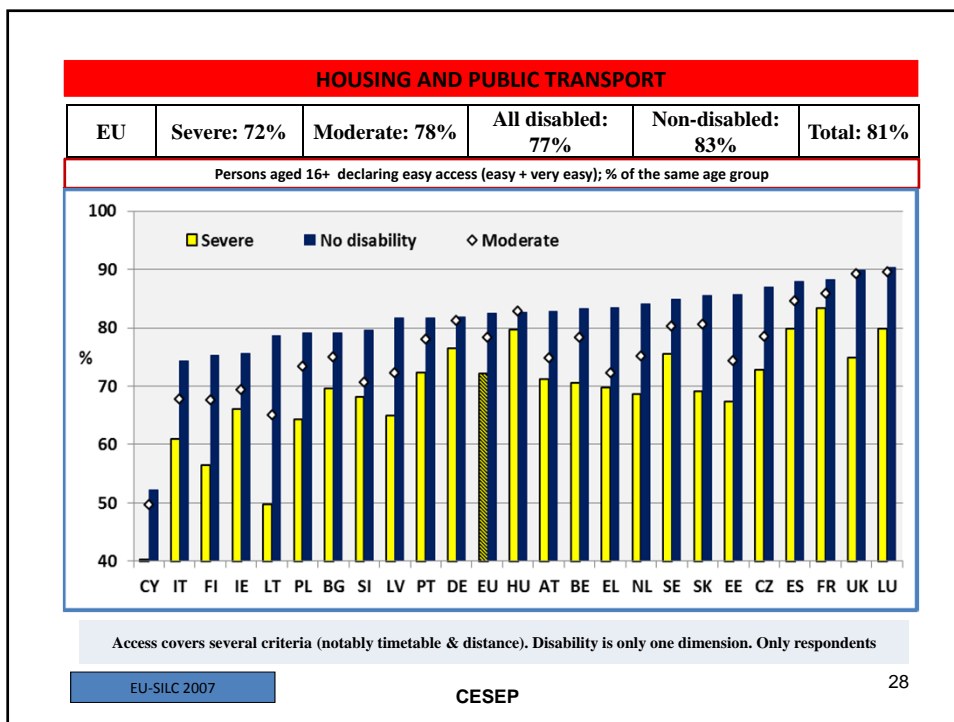
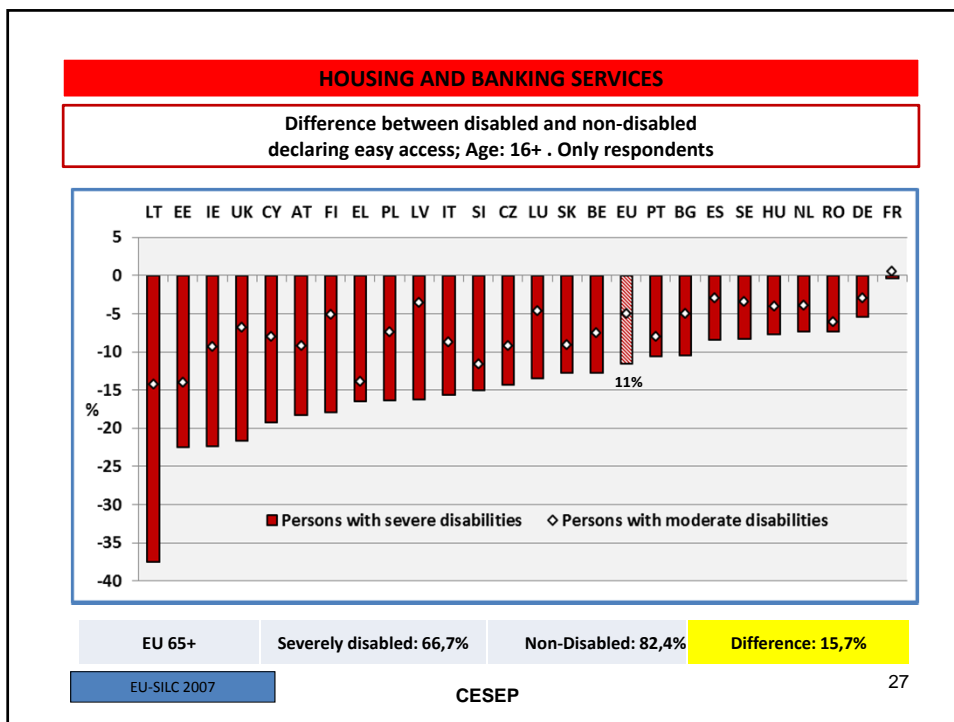
EU-SILC 2007

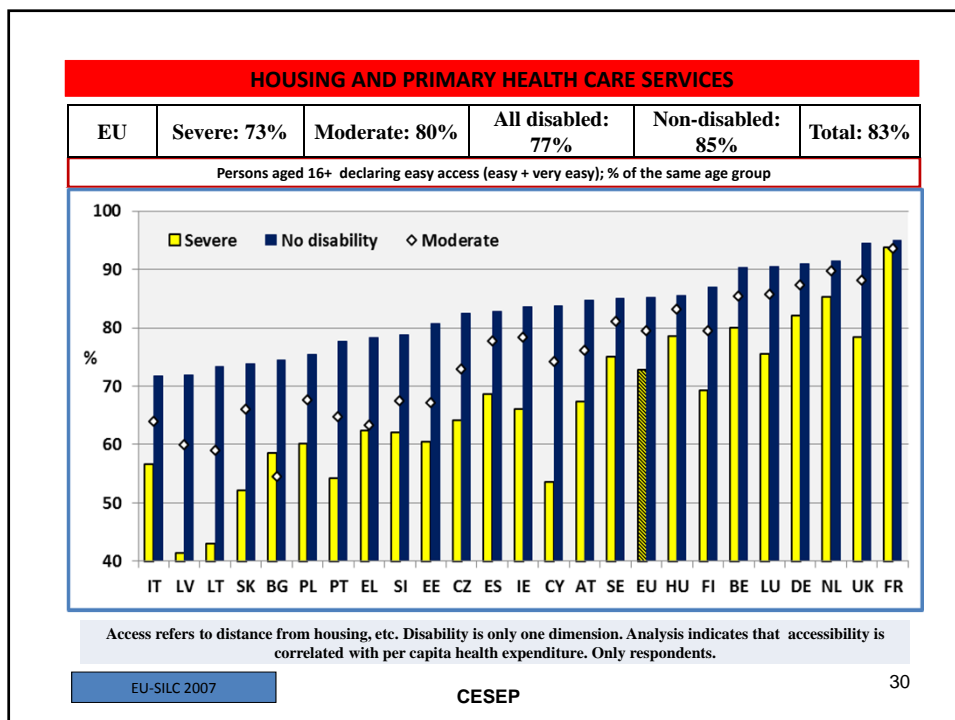
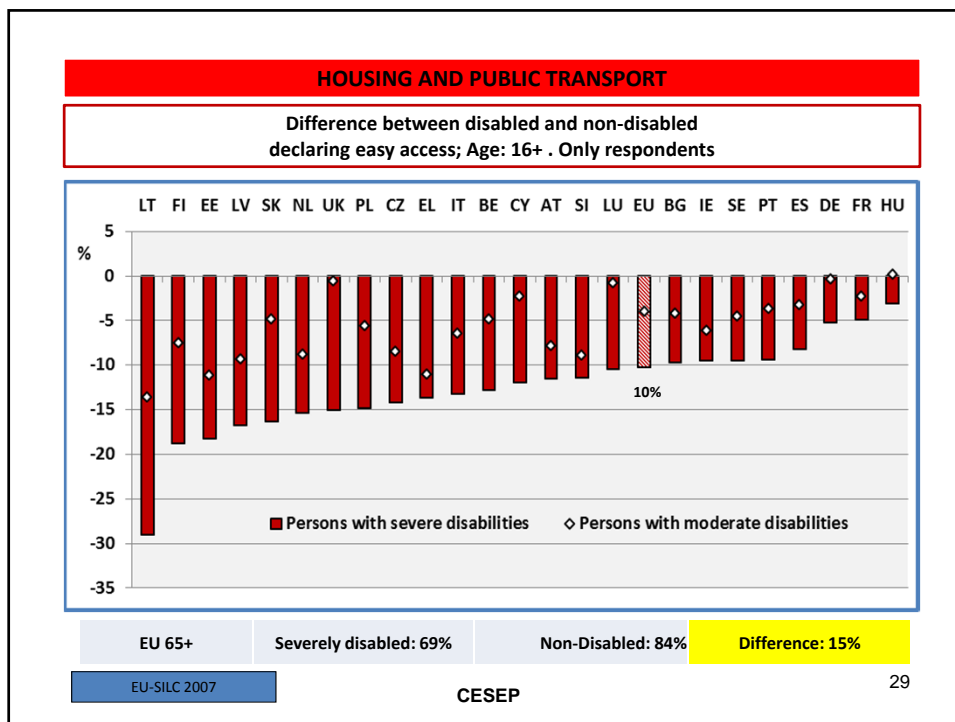
CESEP

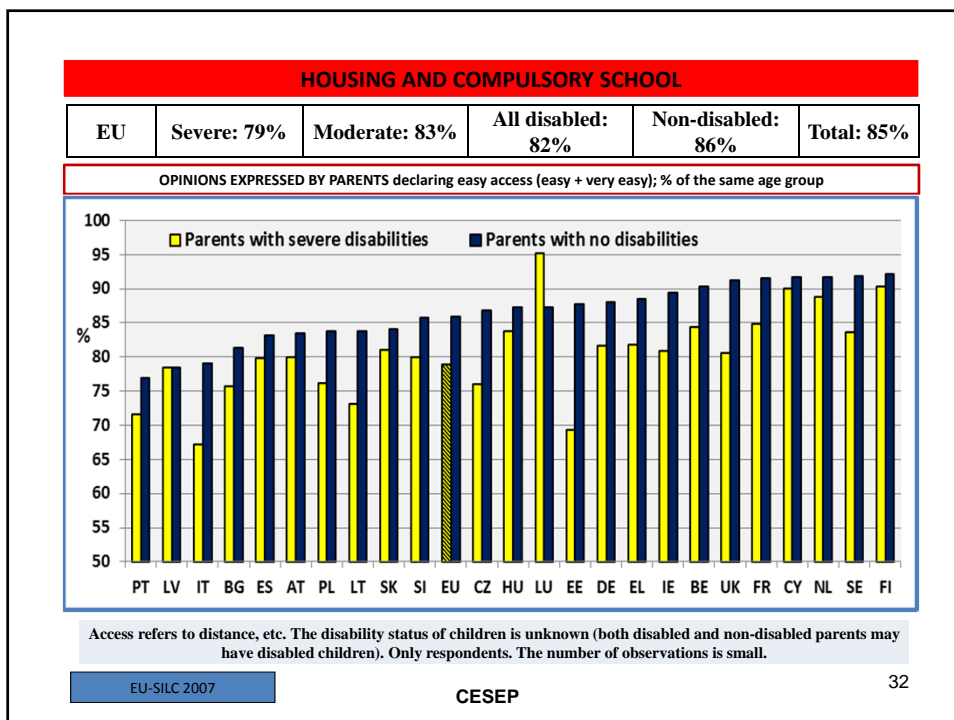
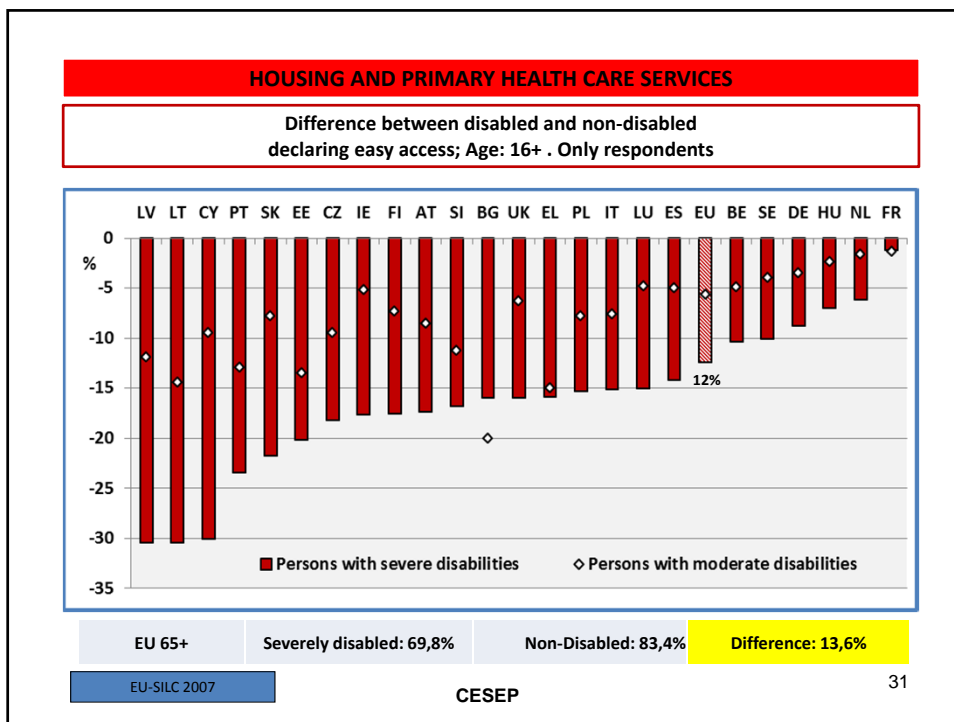
22













**Data sources****EUROSTAT**

1. EU-SILC UDB 2007 – version 1 of August 2011
2. EU-SILC UDB 2009 – version 3 of March 2011
3. EU-SILC UDB 2010 – version 1 of March 2012

**ANED – Academic Network of European Disability experts 2012-2014**

<http://www.disability-europe.net/>

**Stefanos GRAMMENOS**

**CENTRE FOR EUROPEAN SOCIAL AND ECONOMIC POLICY Asbl**

**CESEP ASBL**  
Rue de la Pacification, 65  
B-1000 BRUXELLES  
E-Mail : [cesep@skynet.be](mailto:cesep@skynet.be)  
Website: [www.cesep.eu](http://www.cesep.eu)

CESEP

33